



SciVal

[Overview](#)[Benchmarking](#)[Collaboration](#)[Reporting](#)[My SciVal](#)[Scopus ↗](#)

Alzahra University ☆

[Report from template](#) Iran | [More details on this Institution](#)

2017 to 2021



All subject areas



ASJC

[Data sources](#) [Summary](#)[Topics](#)[Rankings](#)[Collaboration](#)[Published](#)[Viewed](#)[Cited](#)[Authors](#)[More... ▾](#)[+ Add Summary to Reporting](#) [Export ▾](#)

Overall research performance

[+ Add to Reporting](#)

1,977 ▲

Scholarly Output ⓘ

34.7% All Open Access

[View list of publications](#)

1,197 ▲

Authors

0.85

Field-Weighted Citation Impact ⓘ

[Yearly breakdown](#)

15,845

Citation Count ⓘ

8.0

Citations per Publication ⓘ

42

h5-index ⓘ

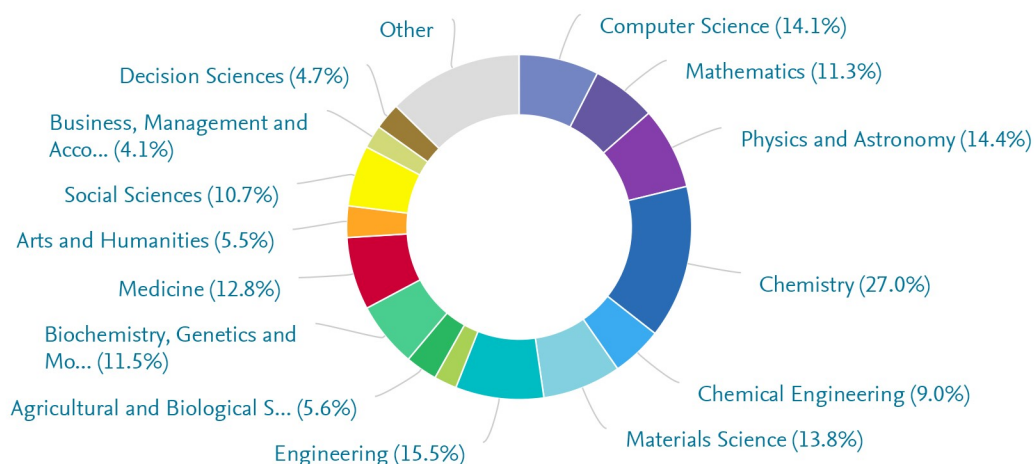
Publication share by Subject Area

[+ Add to Reporting](#)

Donut Chart



Segment size represents relative publication share per Subject Area. Note that a publication can be mapped to multiple Subject Areas. [Learn more](#) ↗

[> Analyze in more detail](#)

Research Topics

[Metric guidance](#) + [Add to Reporting](#)

☒ Topic Clusters ☐ Topics

Top 5 Topic Clusters, by Scholarly Output

Topic Cluster	At this Institution			Worldwide
	Scholarly Output	Publication Share	Field-Weighted Citation Impact	Prominence percentile
Catalysis; Synthesis (Chemical); Catalysts TC.4	135	0.21% ▲	0.93	99.264
Synthesis (Chemical); Derivatives; Pyridines TC.67	103	0.44% ▼	0.72	87.559
Fractional; Fractional Order; Derivatives TC.522	68	0.34% ▲	2.29	89.298
Photocatalysis; Photocatalysts; Solar Cells TC.8	56	0.04% ▼	1.33	99.866
Graphene; Carbon Nanotubes; Nanotubes TC.22	43	0.04% ▲	0.92	99.732

[> Analyze all Topic Clusters at this Institution](#)

Performance indicators

Pie
chart
with
2
slices.

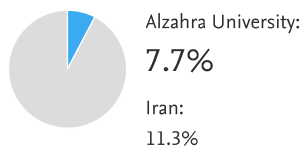
Pie
chart
with
2
slices.

Outputs in Top Citation Percentiles

[+ Add to Reporting](#)

Publications in top 10% most cited worldwide

☒ Show as field-weighted



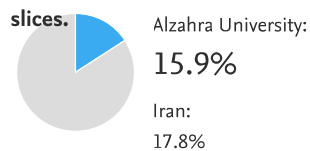
[> Analyze in more detail](#)

Publications in Top Journal Percentiles

[+ Add to Reporting](#)

Publications in top 10% journals

with [CiteScore Percentile](#) 

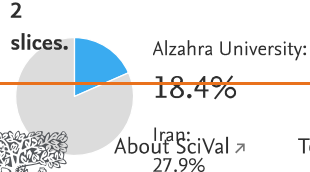


[> Analyze in more detail](#)

International Collaboration

[+ Add to Reporting](#)

Publications co-authored with Institutions in other countries/regions



[About SciVal](#)

[Terms and conditions](#)

[Privacy statement](#)

[Contact](#)

 RELX™


We use cookies to help provide and enhance our service and tailor content. By continuing you agree to the [use of cookies](#).

© 2022 Elsevier B.V. All rights reserved.

Academic-Corporate Collaboration

[+ Add to Reporting](#)

Publications with both academic and corporate affiliations



[> Analyze in more detail](#)

Quick links

Use the links below for more information on Alzahra University:

[View the top authors](#)[View the top collaborating Institutions](#)[View the top Scopus Sources](#)